



Creative Activity Pack

Cinderella is a feisty young orphan who dreams of a better life away from her nasty stepsisters. With the help of her Fairy Godmother, she meets Prince Charming and her life is changed forever. Kickstart your festive season with our animated and magical reimagining of the renowned folk story combining overhead projection, shadow puppetry and stop motion animation alongside a cast of wonderful singers.

We are delighted to share this *Opera on Location* 'Cinderella' project with your school or family, generously supported by Arts Council England and delivered in partnership with Sheffield Music Hub.

You might choose to sit back and just watch the film in one sitting at home or in your classroom. Or you may wish to watch each act in separate settings (see the scene markers to help you navigate your way around).

Here is some more information about how to bring the opera to life and to incorporate it into your curriculum.

1. Opera on Location

Formed in 2013, Opera on Location is a vibrant opera company based in Sheffield with one simple aim: to perform exciting site-specific opera. After gaining charitable status in June 2020, Opera on Location continues to be committed to bringing innovatively staged, high quality, affordable opera to Sheffield and South Yorkshire. As part of Opera on Location's commitment to making opera more accessible, productions are always sung in English with newly commissioned librettos which reflect the modern-day world.

2. Cinderella Cast:

<i>Cinderella</i> (Soprano):	Fiona Hymns
<i>Prince Charming</i> (Tenor):	Christopher Littlewood
<i>Barigoule de Lis</i> (Tenor):	Gareth Lloyd
<i>Fairy Godmother</i> (Soprano):	Chloe Saywell
<i>Marquis Pictordu</i> (Baritone):	Matthew Palmer
<i>Maguellonne Pictordu</i> (Soprano):	Andrea Tweedale
<i>Armeline Pictordu</i> (Mezzo Soprano):	Hollie-Anne Bangham
Musical Direction and Piano:	Juliane Gallant

This film is a new adaptation of the well-loved tale *Cinderella*. The music and original words are by French composer Pauline Viardot and has been re-written in English. The concept, visual direction and English libretto is by Ashley Pearson.

3. Synopsis

ACT 1

Overture: We're in France, and we're introduced to our narrator, First Chamberlain to the Prince, and our main character, Cinderella

Scene 1: Cinderella, bored and reading her book, hears carollers outside. She meets a mysterious beggar and shows him an act of kindness.

Scene 2: Cinderella's sisters tell her what they think of her being nice to a beggar, and Cinderella loses her temper in response.

Scene 3: The Prince's Chamberlain (really the Prince in disguise, again) delivers an invitation to the Family Pictordu to attend his New Year's Eve ball, tonight! Cinderella's sisters get excited!

Scene 4: Marie's stepfather reminisces about the time he spent running a grocery store in Britain.

Scene 5: Cinderella and her sisters make up as they leave for the ball. Cinderella returns to her book.

Scene 6: Cinderella is visited by her Fairy Godmother, who transforms her and sends her off to the ball, with an ominous warning to make sure she's home by midnight!

ACT 2:

Scene 1: Barigoule, the Prince's Chamberlain, prepares to impersonate his boss at the ball. He practises using big, fancy words and imagines himself impressing all the ladies.

Scene 2: The Prince, pretending to be the Chamberlain, introduces the Pictordu family (minus Cinderella) to Barigoule, who's pretending to be the Prince. Then, a mysterious and enchanting guest is introduced and everybody wonders who she might be.

Scene 3: The guests at the ball enjoy some Christmas entertainment, including a telling of the journey of the Magi and some special festive traditions.

Scene 4: The Prince and Cinderella sneak away for a moment alone, where they realize they've both fallen in love with a stranger.

Scene 5: It's midnight, and Cinderella must quickly leave, as the guests at the ball ring in the new year and the Prince is left confused and alone.

ACT 3:

Scene 1: Barigoule, still dressed as the Prince, pays a visit to Pictordu, where he admits that he isn't the prince, and that he knows Pictordu from his time running the small British grocery store.

Scene 2: All of the women in the land are eager to impress the Prince and try on the mysterious shoe!

Scene 3: As Cinderella's sisters try and squeeze their big feet into the shoe, Barigoule insists that Cinderella also has her foot tested. When the shoe fits, the prince and Cinderella get ready to head off on life's next adventure.

4. DISCUSSION

- This film gives plenty of opportunities to link with many areas of the KS2 National Curriculum (particularly English, Science, History, Art and Design, Modern Foreign

languages, Computing and, of course, Music). This project aims to reach a wide age range so we are relying on you to help your children understand the story, images and music. There is plenty of opportunity for you to develop and adapt it for your children.

- [Click here for some 'discussion points' into the opera, piano, story and composer that you may like to explore with your children.](#)

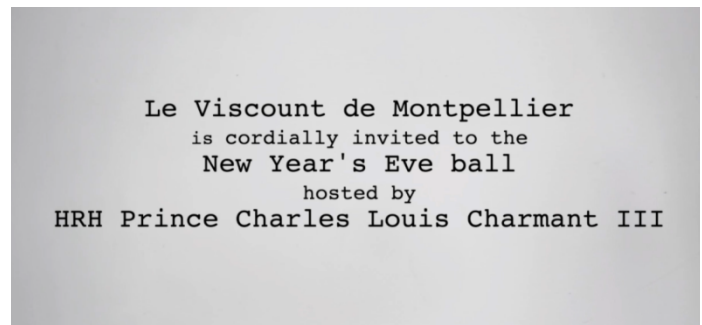
5. SUGGESTIONS FOR CROSS-CURRICULAR CREATIVE ACTIVITIES

5 MINUTE WARM-UP: SILENT OPERA GAME

- Act out a scene from the opera (or the adult could write other ideas on slips of paper e.g. two footballers arguing with a referee) but with no singing or talking. You can use hand, facial and body gestures to get your scene across to your friends or family.
- Next, your challenge is to do all those gestures and use your voice but only in an 'opera' voice. Be as demonstrative and creative as you can!

GET ARTY

- Can you draw your own frame responding to the music in Act 1: Scene 1? How does your design change responding to the pitch, dynamics and speed of the music?
- Use this frame to make a New Years Eve ball invitation.



SILHOUETTES

- Create your own silhouette puppets inspired by the characters in Cinderella.
- Explore other artists who have used silhouettes in their work (e.g. Philippe Derome, Kara Walker, Augustin Edouart).
- In the film, we only ever see Cinderella's silhouette but what do you think she looks like? We'd like you to design a Cinderella for us and email it to us at info@operaonlocation.co.uk. The Fairy Godmother will choose her favourite and they will win a £10 book token. Plus some of our favourite entries will be shared on our social media. Send us your picture, along with your name and age, by 10th January.




COLLAGE FACES

- Make collage faces for the step-sisters inspired by Act 1: Scene 4. Perhaps explore some Picasso images. You could draw your own face parts or cut out from newspapers or magazines.






NUTCRACKER ART

- Inspired by Act 1, Scene 5 can you make a concertina style paper chain of a Nutcracker?



STOP MOTION

- Inspired by Act 1, Scene 9, can you draw or cut out some snowflakes and a Fairy Godmother and Cinderella character. Can you use StopMotion Studio or iMotion to create a magical moving snow scene?



CHRISTMAS TRADITIONS

- Inspired by Act 2, no. 16 and Act 2, No. 18, can you discuss and perhaps write about your favourite Christmas and New Years Eve traditions. What makes your family celebrations special and unique? What other traditions do people have around the world?



CREATIVE WRITING

- Act 3, no.24 ends with the lyrics 'It doesn't matter how big your feet are as long as they carry you through. It's just your foot that fits your shoe'.
- Discuss this in pairs. Do some creative writing about the moral of the story.

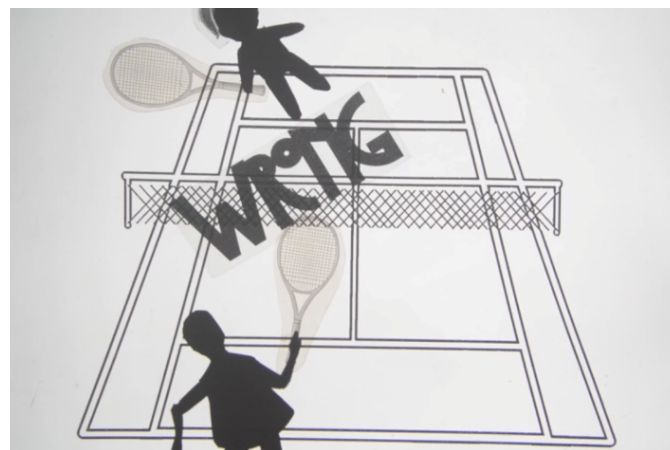
SINGING LYRICS

- Could you pick out some key lyrics from the opera and role-play them. You could experiment with different vocal styles (whispering, rapping, singing) and then create your own musical sentences and conversations?

- Can they pick out, translate and create a simple melody for the French words e.g.

"Il était une fois – Once Upon a Time"
"Alors je commence – So, I'll begin..."
"Un drole de canard – You funny duck!"

- Inspired by Act 3: no.19, can you re-enact the musical tennis match argument? Can you sing 'You've got it wrong!' 'No, you've got it wrong' backwards, forwards... more frustrated... getting louder... both singing at the same time... who will win the argument!!!



SHARE YOUR CREATIVE WORK!

We would love to see any of your creative work and share on our social media to inspire other people to get creative! Tag us @operaonlocation on Twitter or Facebook, or @opera_on_location on Instagram. Alternatively, you could use one of the following hashtags: #OoLCinderella or #IfTheShoeFits.

Don't forget to send us your picture of Cinderella via email (info@operaonlocation.co.uk) with your name and age by 10th January 2021 for the chance to win a £10 book voucher.

This pack is written by Polly Ives www.pollyives.com, December 2020.